

J.P. Morgan Emerging Companies Conference

17 April, 2019

Graeme Whickman

Managing Director



GUD
HOLDINGS
LIMITED



H1 FY19 Result key points

GUD HOLDINGS LIMITED

NPAT from Continuing Operations of \$29.3m was up 14% on pc

- Revenue from continuing operations up 13% to \$220 million
- Underlying EBIT from continuing operations up 10% to \$43.9m
- EPS up 13% on pc

Automotive sales growth of 18%; organic growth 5%, acquired growth 13%

- Strong operational performance continues from established automotive businesses
- Six months contribution from Disc Brakes Australia and AA Gaskets (1 month in pc)

Priority has been given to position businesses for medium term growth initiatives

- BWI stock build for the impending catalogue release
- Davey Microlene Dairy launch
- Other new products releases

Final fully franked dividend increased to 25 cents per share from 24 cents in pc

Safety performance improvements recorded in the half year:

- Lost time injury frequency rate (LTIFR) reduced to 2.6 from 3.9 in pc
- Total recordable injury frequency rate (TRIFR) reduced to 5.2 from 6.6 in pc

Financial summary

GUD HOLDINGS LIMITED

\$ million	H1 FY18	H1 FY19	% Change Reported	
Revenue - continuing operations	194.7	219.8	13%	Revenue growth contributions from Automotive businesses
EBITDA	41.8	45.1	8%	
Depreciation and Amortisation	(1.9)	(1.6)		Organic profit growth from the Automotive segment including contribution from recent acquisitions
EBIT	39.9	43.5	9%	
Underlying EBIT	40.1	43.9	10%	Excludes Davey sourcing restructuring costs (\$0.5m)
Net Finance Expense	(4.3)	(2.9)		
Profit before Tax	35.6	40.6	14%	
Tax	(9.8)	(11.3)		Lower financing and higher Underlying EBIT drives growth
NPAT from continuing operations	25.8	29.3	14%	Oates NPAT in prior year
Discontinued Operations	2.5	0.0		
Reported NPAT	28.4	29.3	3%	
EPS & Dividend - cents				
Reported EPS from continuing operations	30	34	14%	
Reported EPS	33	34	4%	Fully franked dividend up 4%
Interim Dividend	24	25	4%	

Cash generation and financial position

GUD HOLDINGS LIMITED

Cash conversion restrained by medium term growth initiatives

- Cash conversion, operating cash flow before tax over Underlying EBITDA from continuing operations of 51% compared to 81% in pcp
- Net reduction of \$11.1m versus pcp with \$8.4m supporting new product releases, the Microlene Dairy launch, and the balance largely due to lower creditors
- Cash conversion expected to improve in H2 FY19 as we capitalize on growth initiatives and see inventory and creditor levels normalise

Net debt increased to \$142.2m from \$92.4m in June 2018

- Purchase of DBA was settled totaling \$22.0m, and an IMG earn-out of \$1.6m was paid
- Net debt to Underlying EBIT from continuing operations strong at 1.6 times
- Interest cover on underlying EBIT robust at 12.6 times

Strong capacity to support mid term acquisitions

- Unused bank borrowing lines in excess of \$80m

\$ million	H1 FY18	H1 FY19	% Change
Sales	142.4	167.6	18%
Underlying EBITDA	41.0	45.5	11%
Depreciation and Amortisation	(0.8)	(1.1)	
Underlying EBIT	40.2	44.4	10%
<i>Underlying EBIT/Sales %</i>	28%	26%	



Sales growth of 18% consisted of 5% organic growth and the balance from the acquired businesses

- 6 months contribution from AA Gaskets (1 month in pcg)
- Initial 6 month contribution from Disc Brakes Australia

Solid 10% underlying EBIT growth

- Organic and acquired growth across the portfolio

Change in EBIT/sales ratio primarily driven by acquired businesses operating at lower margins

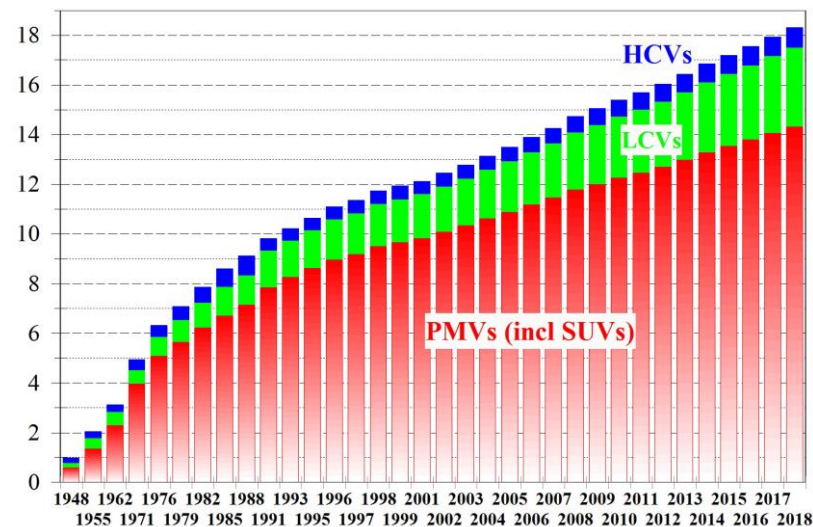
- Scope to improve margins as businesses become fully integrated

Vehicle population growth to underpin sales uplift

GUD HOLDINGS LIMITED

Australian registered car parc continues to grow:

- Registered road vehicles +2.1% to 18.6m at 31 December 2018
 - Electric vehicles remain less than 1% of total
- 2018 new vehicle sales of 1.2m, 4th highest on record
- Diverse new vehicle landscape
 - 71 makes and 400 models sold
- Car parc growth rate expected to remain at 2%
- Current slowing of new car sales not detrimental
 - Will further age car parc profile
 - GUD principally serves 5+ year old cars

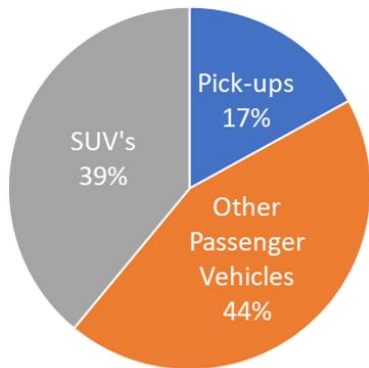


Source; Australian Automotive intelligence report, Dec 2018.

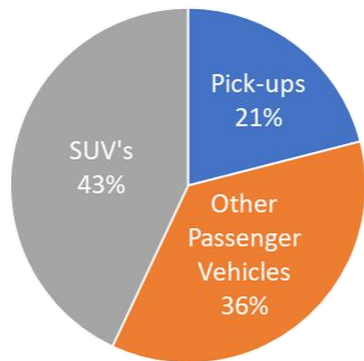
SUV and Pick-up Sales continue to grow

GUD HOLDINGS LIMITED

December 2017



December 2018



- Strong and consistent growth in SUV's and PU's
- Trend continued over the last 5 years
- Trend continues into 2019
- SUV's and pick-ups often involve customisation which plays to GUD's products, particularly electrical, lighting and brake upgrades

GUD well positioned in Automotive and aftermarket

GUD HOLDINGS LIMITED

Strong position in after market non discretionary segments

- Ryco, Wesfil and DBA leaders in wearing parts segment
- AAG and IMG well positioned in critical repair
- parts and services
- BWI well positioned in safety related replacement parts

Expanding position in new growth segments

- Entry into OE supply to Toyota, PACCAR, and others
- SUV fitted electrical accessories

Ability to grow through further bolt-on acquisitions

- Substantial industry segments remain fragmented
- Pipeline of attractive potential targets
- Strong GUD acquisition competency
- Potential to add long term shareholder value



Automotive

Initial CEO observations and update on strategy

GUD HOLDINGS LIMITED

Initial observations

- Attractive runway for organic growth to operate within
 - Car parc growth, complexity and composition. 'Right of repair' opportunities.
- Strong delivery focus backed with great calibre people
- Strong brands that are being leveraged well
- Clear customer focus and centricity
- Further potential acquisition growth as industry consolidates

Strategic direction

- Maintain successful formula, especially around delivery focus and further acquisitions
- Strengthen relationships, both suppliers and customers
 - Update long term supply security and economics under review
- Operating efficiencies
 - Update: Group wide Logistics Council initiated
- "Future proof" the business
 - Update: Chief Innovation Officer appointed January 2019
 - Update: Chief People Officer commencing May 2019

Penetration of EV's unlikely to erode revenue base in mid term

GUD HOLDINGS LIMITED

Car parc growth:

- Population growth expected to be sustained, underpinning car parc growth rates around 1-2%

Path of electrification not yet clear:

- OEM's introducing more hybrids and plug-in-hybrids in current models at a greater rate than Battery EV's (BEV)
- Government view on battery electrification (BEV) versus hybrid electrification not yet articulated

Two speeds of adoption possible:

- Incentivised compliance
- Unassisted compliance

Outlook for GUD:

- GUD aftermarket "addressable market" to remain robust beyond 2030+ even at high EV adoption rates
- GUD will have time to pivot into new "EV" specific parts

Potential Battery Electric Vehicle Adoption – Incentivised compliance Scenario

GUD HOLDINGS LIMITED

Key Assumptions:

- Progressive increase over time of EV new sales
- Government supports introduction through tax or other incentives
- Annual sales growth of 2%
- Some car parc moderation due to car sharing
- New vehicle sales 50% BEV by 2030

Requires:

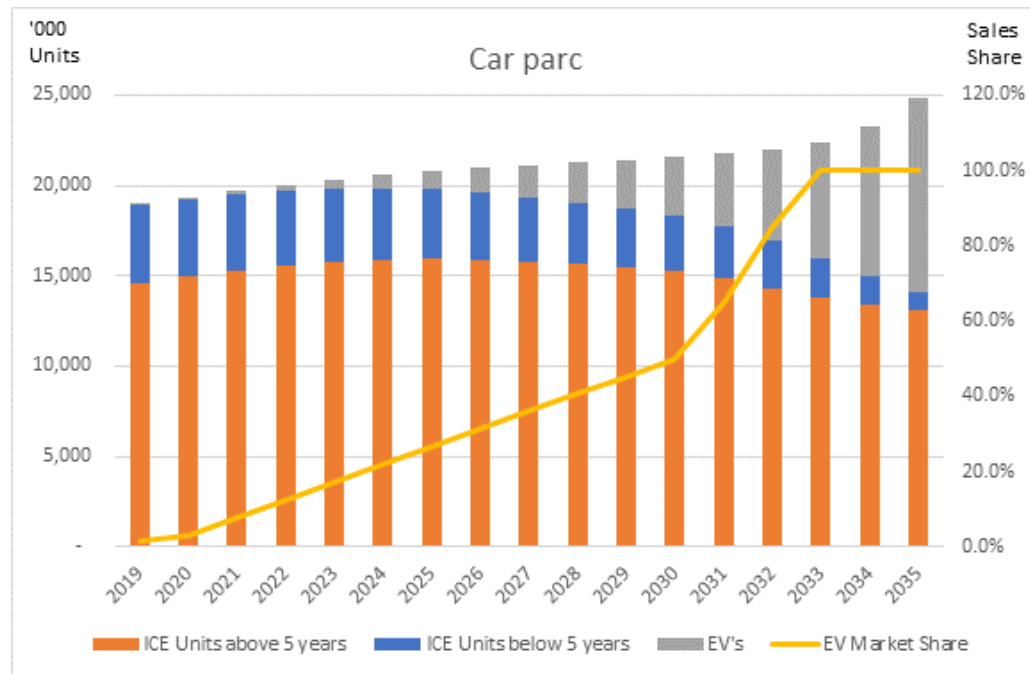
- Government funding

Energy:

- Needs renewable production and storage for EV's to eliminate Co2 versus ICE vehicles

Outcome:

- ICE car parc of above 5 years remains significant
- Addressable car parc: 14.5m in 2019, 15.2m in 2030 and 13.0m in 2035



Potential Battery Electric Vehicle Adoption – Unassisted compliance adoption scenario

GUD HOLDINGS LIMITED

Key Assumptions:

- No Government support other than legislation
- Late in cycle adoption likely
- Annual growth of 2%
- Some car parc moderation due to car sharing
- New vehicle sales 50% BEV by 2030

Requires:

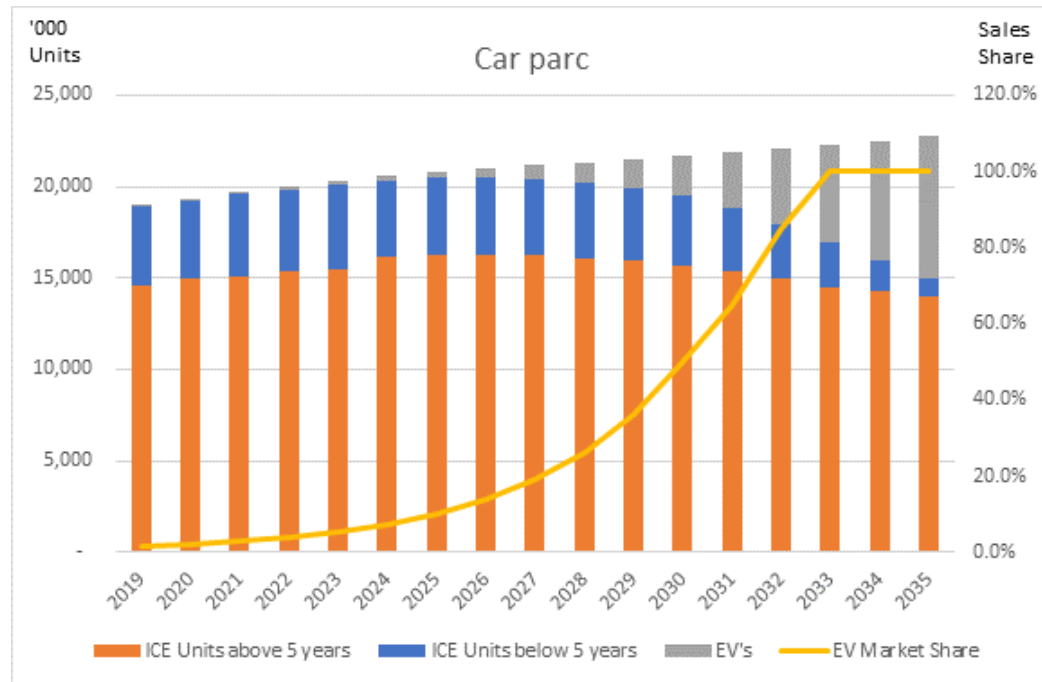
- Government policy

Energy:

- Needs renewable production and storage for EV's to eliminate Co2 versus ICE vehicles

Outcome:

- ICE car parc of above 5 years remains significant
- Addressable car parc: 14.5m in 2019, 15.7m in 2030 and 14.0m in 2035



EV's aftermarket will change but remain relevant

GUD HOLDINGS LIMITED

Traditional parts/services:

- Equal or greater impact on some wear parts
- Specialist (replacement) vehicle specific SKU's (DBA)
- Greater demand for repair of electronic control units (IM Group)
- Cabin air filters will continue to prosper (Ryco/Wesfil)

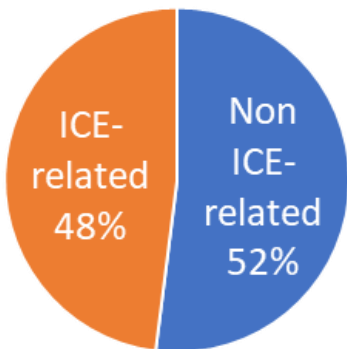
New parts and service opportunities will evolve (e.g.):

- Repair/replacement of battery cells
- Non OEM charging units for office/second home, etc.
- Battery health monitoring and other diagnostic tools

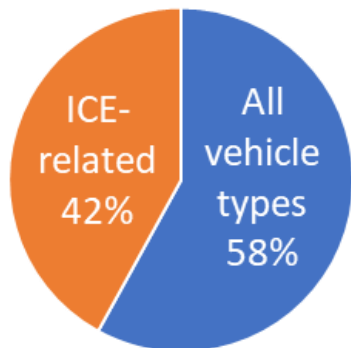
GUD continues to reduce Internal Combustion Engines (ICE) exposure

GUD HOLDINGS LIMITED

December, 2017 Sales Split



H1 FY19 Automotive Segment Sales Split



Currently 58% of GUD's automotive segment sales are common to all vehicle types:

- Narva - lighting and electrical
- Griffiths (NZ) with other common merchandise
- Projecta - most products with the exception of jump starters
- Ryco and Wesfil - cabin air filters, and other common merchandise
- DBA - braking products

ICE-related sales % continues to trend down from 48% first reported in December, 2017

\$ million	H1 FY18	H1 FY19	% Change
Sales	52.3	52.2	0%
Underlying EBITDA	5.8	4.6	-21%
Depreciation and Amortisation	(1.1)	(0.5)	
Underlying EBIT	4.7	4.1	-12%
<i>Underlying EBIT/Sales %</i>	9%	8%	



- Impact of East Coast drought conditions suppressed market demand especially through the summer sell-in season; hence revenue was flat
- Maintaining innovation agenda and spend including modular water treatment and 'design for manufacture' cost reduction initiatives
- Restructuring costs in the half (\$0.5m) from outsourcing some manufacture

Water

Initial CEO observations and update on strategy

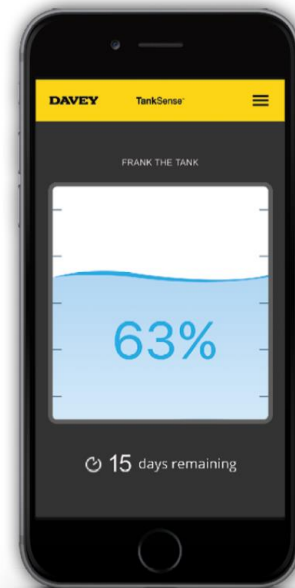
GUD HOLDINGS LIMITED

Initial observations

- Great brand and OEM heritage
- More seasonal and cyclical than Automotive
- Larger global revenue footprint than Automotive
- Very interesting innovation themes
- Organic growth needed to achieve economies of scale and desired returns

Strategic direction

- In process of reshaping the business, focusing on:
 - Refresh of traditional products to drive profitable organic growth
 - Update: new Nipper Chlorinator very well accepted in Europe
 - Operational efficiency including supply chain optimisation
- New growth business within the business
 - MWT: Modular Water Treatment
 - Update: Created a dedicated business unit within Davey
 - Update: Further customer trials commenced



Overall GUD outlook

GUD HOLDINGS LIMITED

Further improvement in financial performance expected in H2 FY19 from:

- The Narva Catalogue release in Q4
- Full year contribution from other new Automotive products
- Stronger cash conversion anticipated in H2 FY19
- Improved Davey result following H1 FY19 driven by sales initiatives

GUD remains well positioned to deliver continued strong returns for shareholders



APPENDICES

Automotive operating performance - Ryco Group

GUD HOLDINGS LIMITED

Ryco Filters

- On target to achieve 400 customer “Conquests” and release over 300 new parts in FY19
- Released universal diesel emission ‘catch can’ late in FY19 Q2
- Heavy duty segment continued to grow

DBA

- Integration is well advanced – business is on track

IM Group

- Goss fuel pumps removed from one major distributor; FY19 H1 impact approximately \$0.5 million
- Counter measures in place to compensate in the mid term. On target to release over 850 new gasket parts in FY19

AA Gaskets

- Product range broadening program well advanced
- Entered Bapcor exclusive supplier agreement and purchased Pro-torque brand; sales below expectations as Bapcor work through DC inventory. Meanwhile FY19 H1 impact approximately \$0.9 million
- Operational, procurement, supply chain and delivery performance improvement actions are getting solid traction

Automotive operating performance - BWI & Wesfil

GUD HOLDINGS LIMITED

BWI

- Appointed as a distributor for Phillips automotive lighting
- Successful new LED forward lighting program released
- Expanding new product development skills capability and capacity
- New Narva catalogue prepared and on track for Q4 launch
 - Pre launch stock build
 - Update: 720 new SKU's

Wesfil

- Solid market share gains in engine management segment
- Filtration segment continues to grow
- Further success in growing non-traditional products such as Cooper Klean
- Positioned for further non-traditional product launches
- New Western Sydney branch performing ahead of expectations approaching first anniversary - decentralized distribution model reaffirmed

